

17TH CO. COLL.

793.3 WIL

BOOK No.

72-13193p

Marshall

Quadrant

✓ 3.50

183

29131-27
(THIRD EDITION.)



THE
COMPLETE ENGLISH
Quadrille Preceptor

FOR

1823 :

Containing

THE FIRST SIX SETS (ALMACK'S,)

LANCERS,

CALEDONIANS, CUIRASSIERS,

Minuet & Gabot,

BOWER QUADRILLES, &c.

—o—

THIRD EDITION.

—o—

By AN AMATEUR.

LONDON :

SOLD AT 55, CHEAPSIDE;
35, LUDGATE HILL; 26, HAYMARKET; AND AT
THE PRINCIPAL MUSIC SELLERS.

—
1823.

—0—

T. PLUMMER, JUN.

Printer,

LITTLE EASTCHEAP.

—0—

ADDRESS.

—O—

TO THE FASHIONABLE WORLD.

—O—

From general reception, trifles, insignificant in themselves, acquire an importance to which otherwise they could advance no claim ; having experienced the inconveniences which this little Publication is designed to remove the Editor conceives himself entitled to say a few words in recommendation of his design.

Originally intended for the use of a private circle of friends, its reception has been such as to induce them to wish

the Editor to extend its limits ; with this request he has at length complied, and, with Additions, submits it to the Public.

Facility of reference, perspicuity and novelty of arrangement, and adaptation of form united with care in the selection and neatness of execution, are all the merits so slender a publication can lay claim to ; as such he submits it to public approbation ; from the result he has little to hope, and, his primary end being answered, nothing to fear ; it therefore only remains for him to wish its success commensurate with its utility.

T. P.

— 0 —

PAINE'S QUADRILLES.

— 0 —

THE QUADRILLE PRECEPTOR

— 0 —

FIRST SET.

1. Right and left — set and turn partners

Ladies chain

Half promenade—half right and left

2. Advance two, chassez right and left, cross, chassez right and left, cross, turn partners.

3. Cross with right hands, back with left, set in a line

Half promenade—advance two, back to back—advance four—half right and left.

4. Ladies chain

Set and turn partners

First couple advance twice, leaving the lady at left of opposite gentleman

Two ladies cross and change sides, while the gentleman passes between—the same repeated—set and turn.

5. The first couple advance twice, leaving the lady at left of opposite gentleman

Advance three twice

Gentleman advance twice

Hands four half round—half right and left.


6. Promenade eight

Advance two, chassez right and left, cross, chassez right and left, cross, turn partners

Ladies' hands across, all eight set and turn partners.—Finish with change sides.

10 QUADRILLE PRECEPTOR.

SECOND SET.



1. Right and left — set and turn partners

Ladies chain

Half promenade—half right and left.

2. Advance two—chassez right and left, cross, chassez right and left, cross, turn partners.

3. Cross with right hands, back with left, set in a line

Half promenade—advance two, back to back—advance four—half right and left.

4. Ladies chain double

Set and turn partners

Advance two, chassez right and left,
cross, chassez right and left, cross, turn
partners

Half promenade—half right and left.

5. All round

Advance four, change ladies, advance
and resume ladies, set and turn partners

Right and left—promenade to places

6. Right and left

Gentleman advance twice, lady the
same

Set and turn partners

Ladies' hand across

All eight set and turn partners.

12 QUADRILLE PRECEPTOR.

THIRD SET.

—0—

1. Right and left — set and turn partners

Ladies chain

Half promenade—half right and left

2. Advance two—chassez right and left, cross, chassez right and left, cross, turn partners.

3. Cross with right hands, back with left, set in a line

Half promenade—advance two, back to back—advance four—half right and left.

QUADRILLE PRECEPTOR. 13

4. Lady and gentleman advance, again, leaving the lady at left of opposite gentleman

Two ladies cross and change sides, while the gentleman passes between—same to places—set and turn partners

Ladies chain double

Half promenade—half right and left

5. All round

Advance two—chassez right and left, cross, chassez right and left, cross, turn partners.

Finish with change sides.

6. First couple with lady at left of gentleman advance twice

Set pass between the ladies—turn—hands half round and back

The ladies perform the same figure.

FOURTH SET.

—0—

1. Right and left — set and turn partners

Ladies chain

Half promenade—half right and left

2. Advance two—chassez right and left, cross, chassez right and left, cross, turn partners.

3. Cross with right hands, back with left, set in a line

Half promenade—advance two, back to back—advance four—half right and left.

QUADRILLE PRECEPTOR. 15

4. First couple advance and retire, again, leaving the lady at left of opposite gentleman

Hands three

Gentleman advance twice

Three advance twice

Hands four half round—half right and left.

5. All change sides and back again

Advance two—chassez right and left, cross, chassez right and left, cross, turn partners

Gentleman turn the ladies at left

Advance in two lines, set and turn partners.

All promenade

Finish with change sides.

16 QUADRILLE PRECEPTOR.

FIFTH SET.

—0—

1. Right and left — set and turn partners

Ladies chain

Half promenade—half right and left

2. Advance two—chassez right and left, cross, chassez right and left, cross, turn partners.

3. Cross with right hands, back with left, set in a line

Half promenade—advance two, back to back—advance four—half right and left.

4. Ladies chain

Set and turn partners

First couple advance twice, leaving
the lady at left of opposite gentleman

Two ladies cross and change sides,
while the gentleman passes between,
the same repeated—set and turn

5. All promenade

Advance two—chassez right and left,
cross, chassez right and left, cross, turn
partners

Ladies hands across—all eight set and
turn partners.

Finish with change sides.

SIXTH SET.

—O—

1. Change sides four and cross over again to places, four times

Advance four and change partners—half right and left—advance and resume partners—half right and left

2. Two ladies set to the right—hands three round—again set to right—turn the gentleman

Advance four, set, and resume partners. Gentlemen perform the same.

3. All eight round

Advance four—change partners, advance and resume partners

Set and turn partners

Right and left double

All promenade.

4. Ladies round

Advance two—back to back

Ladies chain

Set to right all eight, and open chassez


All advance in two lines—set and resume places.

5. All eight change sides

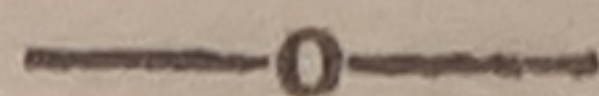
Advance two—chassez right and left, cross, chassez right and left, cross, turn partners

Ladies hands across

All eight set and turn partners.



SELECT QUADRILLES.



MINUET AND GAVOT.

—0—

THE HONORS.

The top and bottom couples advance twice and retire

The gentlemen chassez to the right, ladies to the left—back again

Top and bottom couples advance, setting from and to their partners—back again

All eight set at corners from and to each other, and turn

Top and bottom ladies advance twice and retire

Gentlemen the same

Advance all four, setting from and to partners, and retire

Side couple do the same, beginning at the Gavot and finishing with the Honors.

THE LANCERS.

—o—

1. The first gentleman chasse with the opposite lady, and turn in the centre to their places

The top couple advance between the opposite couple ; in returning they lead outside the opposite couple

First lady set to the gentleman on her right, the gentleman to the lady on his left—the opposite couple do the same—turn to their places.

2. The top couple advance and retire

Advance and leave the lady opposite, then set to her and turn in the centre to your place

Hands four in a line on each side, the top couple taking the lady and gentleman on the right and left

Opposite couple do the same—each turn their partners to their places

QUADRILLE PRECEPTOR. 25

3. The top lady advance to the centre and stop—the opposite gentleman the same—then set backwards from each other to their places, and turn

Hands across in the centre, the gentlemen going round outside.

4. The first couple set to the couple on their right, then to the couple on their left—balancez and chassez—and right and left to their places.

5. The grand chain.

The top couple advance and turn with their backs to the opposite couple—each couple advance behind the first, the ladies in a line on the one side, the gentlemen in a line on the other

Chassez and déchassez

The ladies turn in a line on the right, the gentlemen in a line on the left

Each couple meet up the centre

Ladies set in a line on one side, the gentlemen in a line on the other

Turn their partners to their places

The grand chain at finish.

26 QUADRILLE PRECEPTOR.

THE CALEDONIANS.

—o—

1. First and opposite couple hands
across and back again to places

Set and turn partners

Ladies chain

Half promenade—half right and left.

2. First gentleman advance twice
and retire

Four ladies set to the gentlemen on
their right and turn with both hands,
each taking the next lady's place

All promenade.

3. First lady and opposite gentleman
advance and retire—back to back

Top couple lead between opposite
couple—return leading outside

Set at corners, and turn with both
hands to places

All round.

4. First lady and opposite gentleman advance and stop, partners advance—turn partners to places

Four ladies move to the right into next lady's place and stop—four gentlemen move to the left into next gentleman's place and stop—ladies repeat the same to right, gentlemen to left

All join hands and lead round to places and turn partners.

5. First gentleman lead his partner round inside the figure

Four ladies advance, join hands and retire—gentlemen the same—all set and turn partners

All chain figure half round—promenade to places

All change sides, join right hands at corners and set—back to places

All promenade at finish.

28 QUADRILLE PRECEPTOR.

THE CUIRASSIERS.

— 0 —

1. Half right and left—the side couples do the same

All eight promenade to places, and turn partners

The four ladies advance and retire—the four gentlemen do the same

Balancez all eight, and turn partners.

2. Ladies chassez—set to the couple on their right—and hands three round

The same ladies set, and turn the gentlemen opposite their partners

The first lady and opposite gentleman advance twice and retire—the four advance and take their partners to places.

3. The four ladies hands across, while the four gentlemen promenade to the right, give hands to their partners—balancez and turn to places

Top gentleman and opposite lady advance and retire—back to back—balancez and turn partners.

4. Chassez across all eight

Top lady advance and retire—opposite gentleman the same

Four ladies chassez to the right into next lady's place—four gentlemen same to the left—ladies again—gentlemen again

Promenade to places—turn partners

5. First couple advance twice, leaving lady at left of opposite gentleman—balancez and turn to places

Top and bottom couples figure to their right hand couple—chassez open

Advance in two lines—hands round to places.

BOWER QUADRILLES.

—o—

1. Promenade all eight, in quarters,
and chassez across your partners until
you get to your own places

Half right and left—and turn the per-
son on the left—and back again

2. Ladies chain double

Two ladies advance and retire

Gentlemen the same

Separate in two lines

Advance with chassez—back to back

Finish with turn partners

3. Four ladies balancez in centre—
hands across

Four gentlemen set with partners in
form of a star—turn to places

First and opposite couple advance—
back to back

Half right and left—back again

4. Eight balancez and half round—
same to places

Top and bottom couple advance with
chassez balote—side couples each cor-
ner make chassez balote, resume places

Sides same as top and bottom couples

Ladies balancez—hands across

Gentlemen the same

Top and bottom couples advance with
chassez balote, lead through sides

Side couples the same

Grand chain—balote at every second
person

5. Grand chain and turn every second
person

Ladies chassez into centre—hands four
round

Balancez to ladies at left and turn in
two lines

Advance, right hand to partners, form-
ing a Bower

First couple lead through centre, se-
cond and third follow, leaving the fourth
in their places.